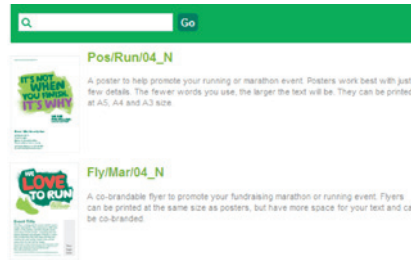


THE EXPERT GUIDE

Create a cobrandable design with a QR code

1. Choose your design

Sign in and browse through. Make your own or use the search



2. Edit your design

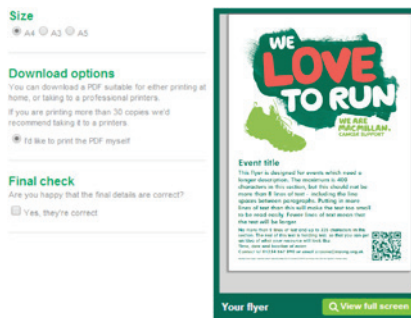
Type in your text. Remember the text shrinks to fit in, so put in as little text and few paragraph returns as possible.

Upload a logo, image or QR code as a high resolution JPG



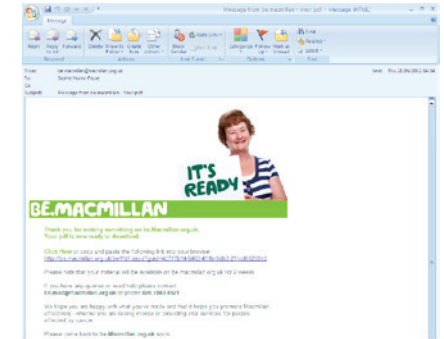
3. Preview your design

Pick the size of your design and check the design is ok. Then place your order



4. Download your design

You'll receive an email with a link in it. Click on the link and download your design



How to create a QR code

Find a free QR code generator online. Insert the URL of the page you want. Pick a colour eg. Macmillan green: #00a246. Download and save as a high resolution JPG (at least 300 dpi)



How to scan a QR code with a smartphone

Go to your phone's app store and search 'QR'. Choose a QR scanner to download. Open the QR scanner and scan the QR code. You will be taken to the site that is encoded in the code.



Event title

This flyer is designed for events which need a longer description. The maximum is 400 characters in this section, but this should not be more than 8 lines of text – including the line spaces between paragraphs. Putting in more lines of text than this will make the text too small to be read easily. Fewer lines of text mean that the text will be larger.

No more than 5 lines of text and up to 325 characters in this section. The rest of this text is holding text, so that you can get an idea of what your resource will look like. Time, date and location of event

Contact tel 01234 567 890 or email anyone@myorg.org.uk

